



MT/WY Kinship Programs



Program Origins

Montana

- Founded in 2002
 - Was a statewide service to kinship caregivers
 - Support, education, and access to resources for kin caregivers
- House at Montana State University
- Program developed by Sandy Bailey to meet needs of grandparents raising grandchildren
- 2000 Census reported 6000+ grandparents were raising their grandchildren

Wyoming

- Founded in 2019
 - Was piloted in Laramie and Natrona Counties with the intent to go stateside in 2 – 3 years
 - Support, access to resources, and case management for kin caregivers
- Lead & Fiscal Agent – Wyoming 2-1-1
- Program is modeled after the Kinship Navigator Program – Arizona to meet the needs of grandparents raising grandchildren
- 2010 Census reported 5000+ grandparents were raising their grandchildren

Kinship Connections of Wyoming and the Montana Kinship Program serve all kinship families regardless of their involvement with the child welfare system or their income level.

Montana

- Outreach
- Information & Referral
- Support Groups
- Caregiver Education
- Emergency Funds

Selected Counties

- Case Management
- Elevated Caregiver Education

Wyoming

- Outreach
- Information & Referral
- Support Groups
- Emergency Funds
- Concrete Goods

Selected Counties

- Case Management
- Caregiver Education

How it's going – Kinship Navigator Collaborative

- Montana and Wyoming Kinship Navigator Programs joined forces—to combine numbers due to our rural nature.
- Participating in the Kinship Navigator Collaborative
 - Generations United, Casey Family Programs, University of Washington
 - Combined multi-state forms and surveys
- Increase in new kinship families statewide as of February 2022



The Team

LEADERSHIP

Program Director:
Dan Koltz (MT)

211 Executive
Director: Sabrina
Lane (WY)

WY Citizen Review
Panel Executive
Director: Bryan
Cook (WY)

PROGRAM

Program
Manager/Navigator:
Heidi Lester (MT)

Program
Manager/Navigator:
Chandra Ortiz (WY)

Navigator: Gabby
Rogers (WY)

Student Interns: Jessica
Hackett & Kayleen
Kidwell (MT)

Special Projects: Sandy
Bailey (MT)

EVALUATION

Evaluator: Catherine
Carrico (WY)

Evaluator: Christine
McKibbin (WY)

Evaluator: Lisa Curry
(MT)

Evaluation Supervisor:
Joel Schumacher (MT)

<https://msuextension.org/mtnkp/>
www.kcowyo.org





Kinship Program Evaluation

Evaluation start: February 1, 2022

Quasi-experimental design

Case & control communities

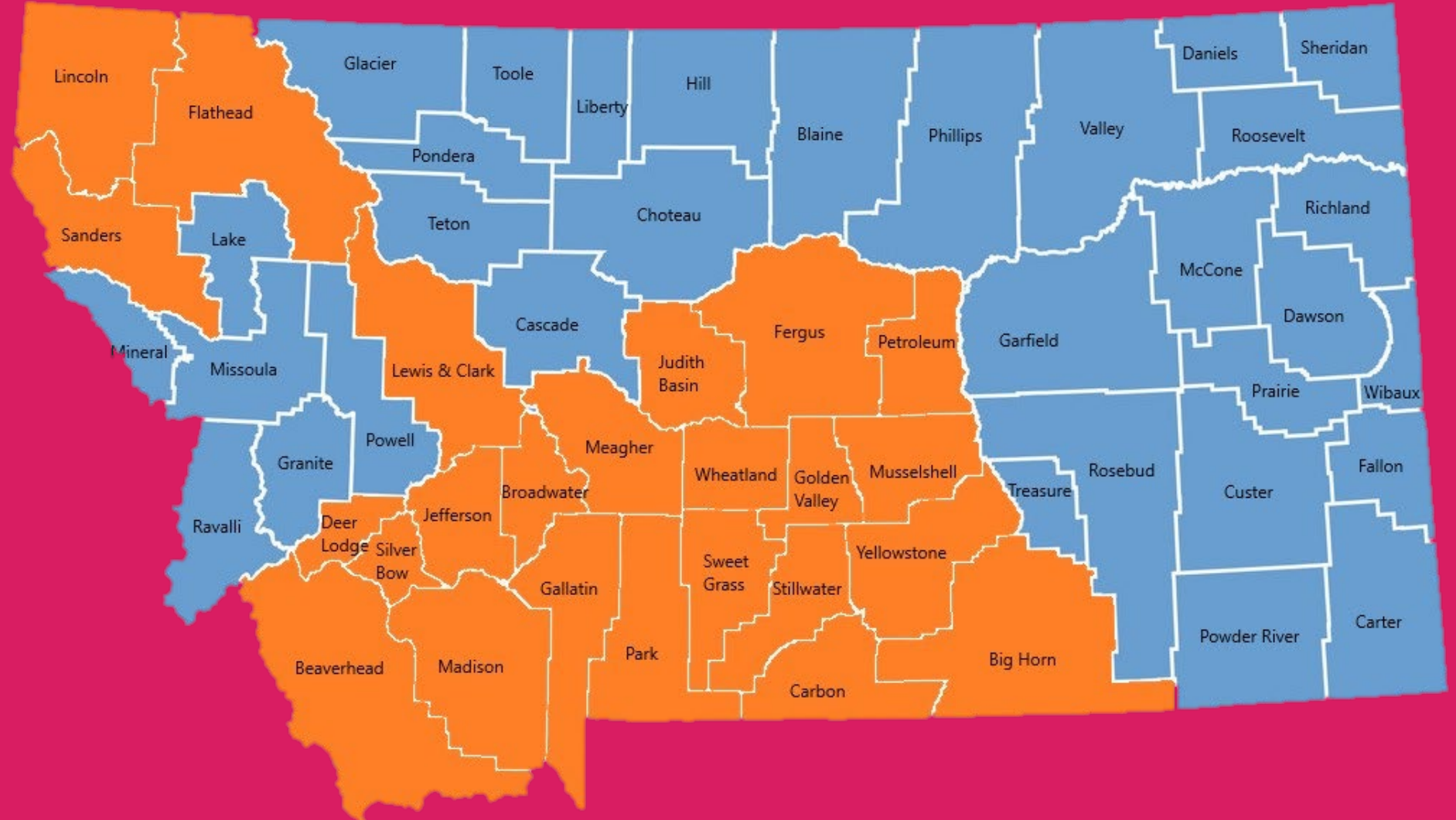
Existing services in control communities

Enhanced services in case communities

Goal: 250 study participants

CASE & CONTROL

MONTANA



The case counties (identified in blue on the map above) are: Blaine, Carter, Cascade, Choteau, Custer, Daniels, Dawson, Fallon, Garfield, Glacier, Granite, Hill, Lake, Liberty, McCone, Mineral, Missoula, Phillips, Pondera, Powder River, Powell, Prairie, Ravalli, Richland, Roosevelt, Rosebud, Sheridan, Teton, Toole, Treasure, Valley, and Wibaux

CASE & CONTROL

WYOMING



The case counties (marked with a thumbtack on the map) are: Albany, Converse, Laramie, Natrona, and Sheridan

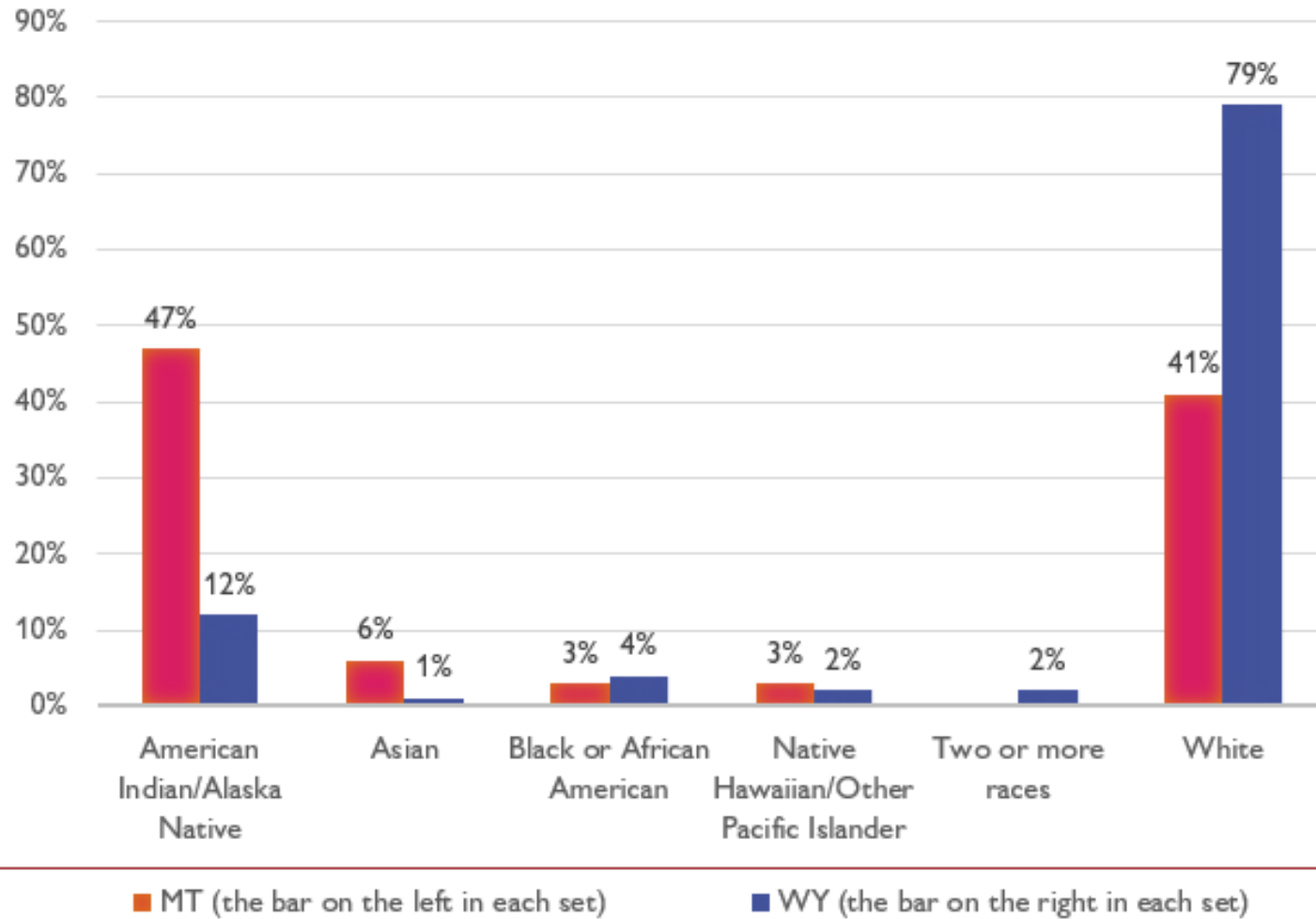
Outcomes Measured

- Child Safety
- Placement Permanency
- Caregiver well-being
- Resource Uptake

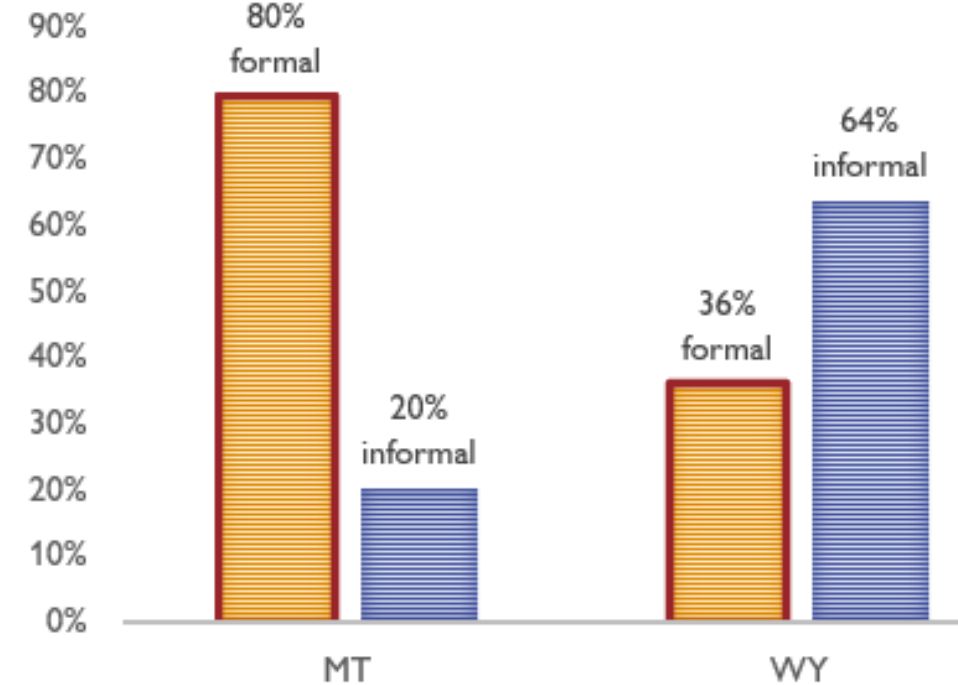


Participant Demographics

CHILDREN'S RACE



DFS INVOLVEMENT



THANK YOU!



**Kinship
Connections
of Wyoming**